

Welcome to the Nagging Panda Newsletter!


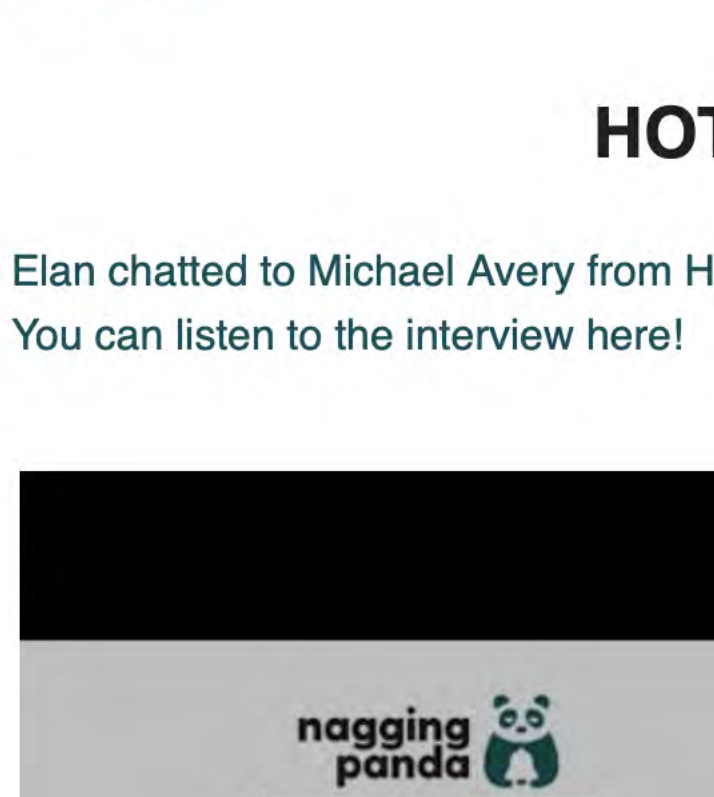
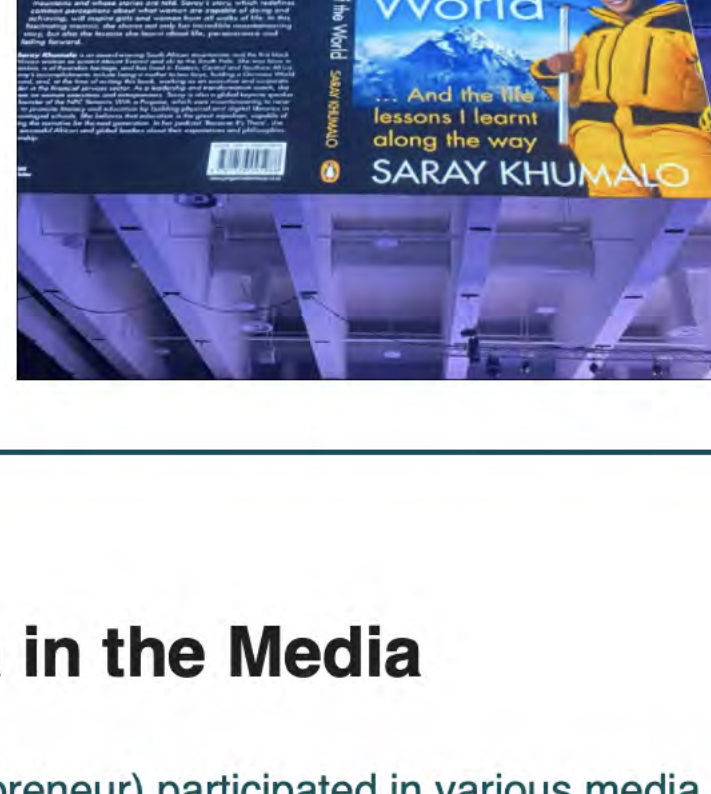
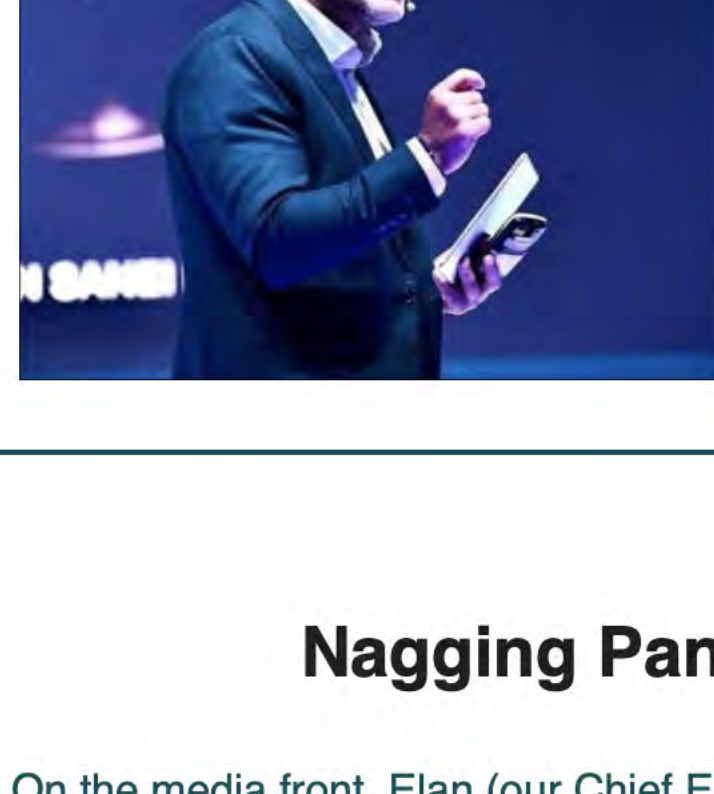

Can you believe June is already over?? Only 180 days to Christmas!

We've been busy! We launched our partner program and are very excited to welcome new partners on board! System upgrades and even easier functionality. Cool tips and tricks! Enjoy this month's newsletter!

Highlights in May

The Nagging Panda team attended the Xero Roadshows in Cape Town (24 May) and Johannesburg (26 May). We were really pleasantly surprised at the number of delegates at the conferences! Over 2 000 accountants and partners were in attendance! We met some great people at the conferences, and we loved listening to the keynote speakers John Senai and Saray Khumalo, and will definitely be back next year!

Some pictures from the events:




Nagging Panda in the Media

On the media front, Elan (our Chief Entrepreneur) participated in various media interviews.


HOT 102.7

Elan chatted to Michael Avery from HOT 102.7 Business about Nagging Panda. You can listen to the interview here!



National Small Business Chamber (NSBC)

Elan was also featured on the National Small Business Chamber's (NSBC) Breakfast Connect where he chatted to Mike Anderson on Friday 10 June, about "The 4 pillars of a thriving business". NSBC said they were pleasantly surprised at the number of registrations for the event! Check out the interview here!



Nagging Panda Partner Announcements

We are very proud and excited to announce our new partners!

Secundes

Secundes Professional Accountants have joined the Nagging Panda family as a Nagging Panda Partner!

"Secundes has offered businesses the peace of mind they deserve, knowing that their financial future is secure." - Secundes

We are very excited to have Frikkie, Rozane and their team on board!

Get hold of Secundes here:
Website: <http://www.secundes.co.za/>
Email: ontvangs@secundes.co.za
Phone: 012 809 3070



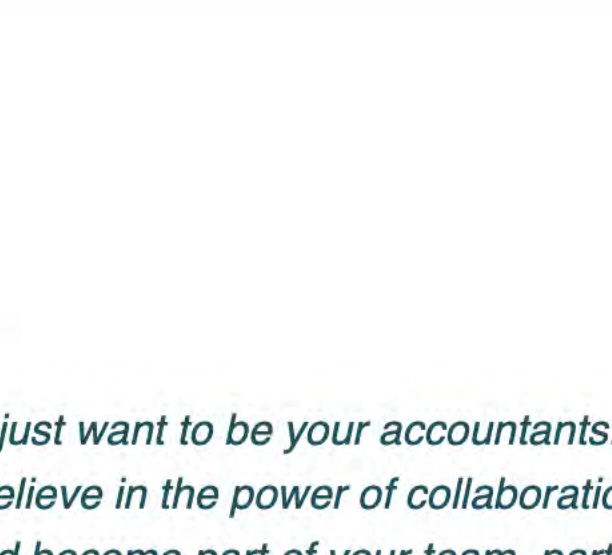
DoughGetters

DoughGetters get you the "dough" with Nagging Panda!


"We want you, as business owner, to taste this beautiful simplicity as you grow your people, customer base, profits and cash." - DoughGetters

We are very excited to have Willem, Melissa and their team on board!

Get hold of DoughGetters here:
Website: <https://doughgetters.co.za/>
Email: helo@doughgetters.co.za
Phone: 087 980 1313



Watch DoughGetters' Nagging Panda Partner interview here. Willem and Elan had a great chat!



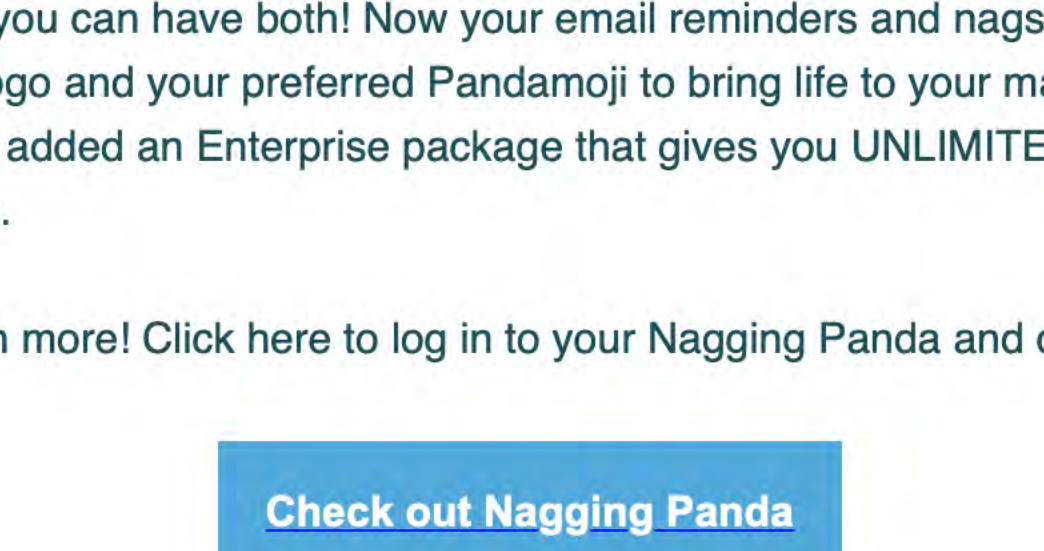
Pharsyde

Welcome Pharsyde!

"At Pharsyde, we don't just want to be your accountants. We don't just want to be your advisors. We believe in the power of collaboration – so we want to come alongside you and become part of your team, part of your business." - Pharsyde

We are very excited to have Tamryn and her team on board!

Get hold of Pharsyde here:
Website: <https://www.pharsyde.co.za/>
Email: info@thepharsyde.com
Phone: (CT) 021 140 3510
(JHB) 010 6641



What's new in Nagging Panda?

We are constantly upgrading and adding new features to Nagging Panda!

- The Nagging Panda Partner Portal is now live and ready for our partners.
- Reply to email address functionality that allows your customers to reply to your reminder and nag emails to an email address of your choosing.
- Logo and Pandamoji! Why have to choose between such awesome things when you can have both! Now your email reminders and nags can have your logo and your preferred Pandamoji to bring life to your mails!
- We've added an Enterprise package that gives you UNLIMITED Nagging Panda.

And a bunch more! Click here to log in to your Nagging Panda and check it out.

[Check out Nagging Panda](#)

Nagging Panda Tips and Tricks

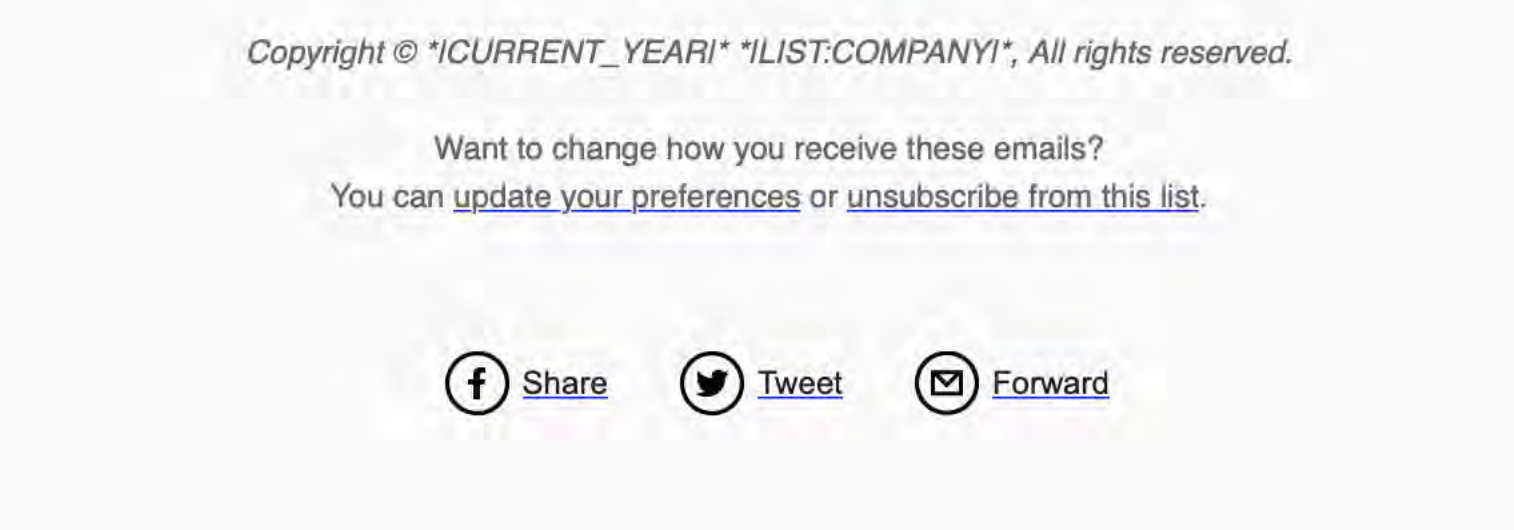
Tip 1: Have your customers reply directly to your reminder and nag emails directly to an email of your choice

- Step 1 - Click on your email address in the top right corner
- Step 2 - Click on Admin Console
- Step 3 - Click on Company Information
- Step 4 - Click on Business details
- Step 5 - Click Edit Profile (at the bottom of the page)
- Step 6 - Click on Custom Email Settings
- Step 7 - In the "Reply to" field, input the email address where you would like your replies to go to
- Step 8 - Click Save

Tip 2: Change the address your clients receive invoices and quotes from

- Step 1 - Click on your email address in the top right corner
- Step 2 - Click on Admin Console
- Step 3 - Click on Company Information
- Step 4 - Click on Business details
- Step 5 - Click Edit Profile (at the bottom of the page)
- Step 6 - Click on Custom Email Settings
- Step 7 - In the "Prefix for emails" field, input the wording you would like to appear before the @ sign: example: yourwording@naggingpanda.com
- Step 8 - Click Save

Checkout some of next months Google Ads



Copyright © "CURRENT_YEAR" "LIST_COMPANY", All rights reserved.

Want to change how you receive these emails?
You can [update your preferences](#) or [unsubscribe from this list](#).

